

# Ground source heat pumps

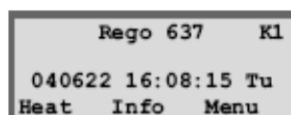
How to set the temperature.

## Step-by-step guide to setting the desired room temperature (heating)

- If the panel is not illuminated press any one of the three **Hand Symbols** and the display will illuminate



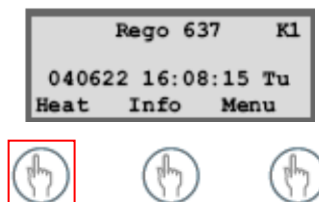
- The following display should appear



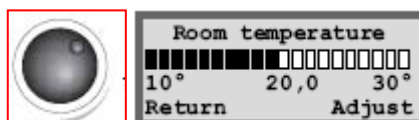
- If another display appears press the **Hand Symbol** under the **Return** icon



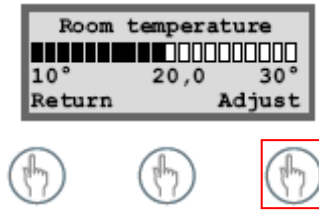
- Press the **Hand Symbol** under the **Heat** icon



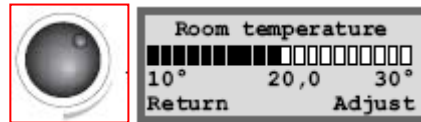
- **Turn** the **Selector Dial** until the following screen is displayed



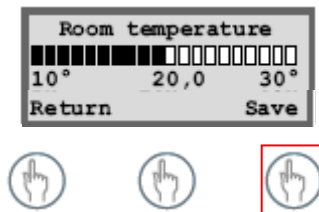
- Press the **Hand Symbol** under the **Adjust** icon



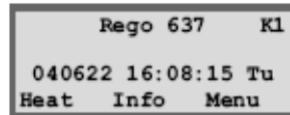
- To **increase** the temperature, turn the **Selector Dial** clockwise. To reduce the temperature, turn the **Selector Dial anticlockwise**



- To save the setting press the **Hand Symbol** under the **Save**



- To exit press the Hand Symbol under the Return icon until the following display appears



## Always here to help

We're here to help so if you have a technical problem or question about your heat pump please call us.

DA1GSHP17

[www.cottsway.co.uk](http://www.cottsway.co.uk)



Follow us on Twitter@Cottsway

Cottsway 

Cottsway House • Heynes Place • Avenue Two • Witney • Oxfordshire OX28 4YG  
T: 01993 890000  
E: [contact@cottsway.co.uk](mailto:contact@cottsway.co.uk)

Cottsway Housing Association is a registered society under the Co-operative and Community Benefit Societies Act 2014.  
FCA No 30651R. HCA Reg No L4312.

DA1A17